




PEGASUS



**WT500P
SERIES**

2 or 3 needle, variable top feed,
flat bed, interlock stitch machine




**WT600P
SERIES**

2 or 3 needle, variable top feed,
cylinder bed, interlock stitch machine



"Oil Barrier" type

Variable top feed,flat bed,interlock stitch machine



WT500P Series Common specifications

No. of needles : 2 - 3 needles
No. of threads : 4 - 5 threads
Needle space : 2-needles
(2.4mm/3.2mm/4.0mm/4.8mm)
3-needles (4.8mm/5.6mm/6.4mm)
Main feed dog's movement amount : 1.2 - 4.4 mm*
Top feed dog's movement amount : 1- 6 mm*
Differential feed ratio : 1 : 0.5 - 1 : 1.3
Presser foot lift : Max. 7.0 mm*
Maximum speed : 5,500 sti/min*
Application : Binding tape,Covering,Hemming, etc

* Details differ according to subclasses and sewing conditions.

Variable top feed,cylinder bed,interlock stitch machine



WT600P Series Common specifications

No. of needles : 2 - 3 needles
No. of threads : 4 - 5 threads
Needle space : 2-needles (3.2mm/4.0mm/4.8mm)
3-needles (5.6mm/6.4mm)
Main feed dog's movement amount : 0.9 - 4.5 mm
Top feed dog's movement amount : 1- 6 mm*
Differential feed ratio : 1 : 0.6 - 1 : 1.3
Presser foot lift : Max. 6.0 mm*
Maximum speed : 5,500 sti/min*
Application : Covering,Hemming, etc

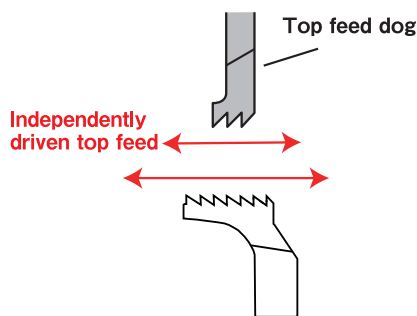

* Details differ according to subclasses and sewing conditions.

Point

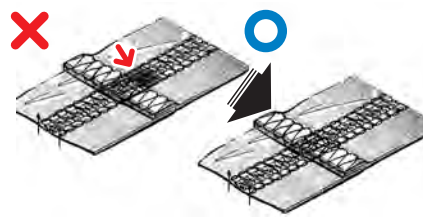
01

Produces beautifully finished products with the variable top feed mechanism

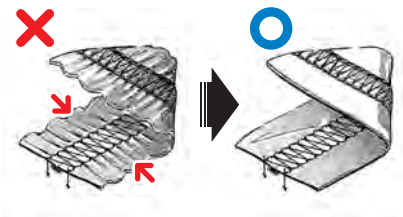
Equipped with the independently driven top feed mechanism, feed efficiency is significantly increased. Thanks to this mechanism, the fabric is fed more consistently, and an efficient feeding is achieved. Therefore, neat and beautiful seams can be produced on various fabrics, including stretchy fabrics.



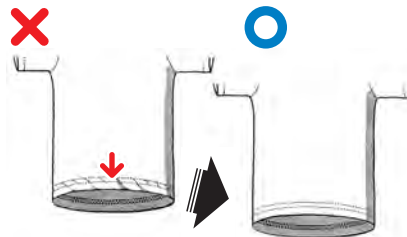
01 This mechanism prevents the seam from jamming on cross seam sections and eliminates skip stitching.



02 Even covering is performed.



03 No distortion occurs in a bottom hemming operation.



04 Binds or attaches tape to collar(body) accurately.



Point


02

"Oil Barrier" type machines that completely block oil leakage. Adopting a state-of-the-art "Oil Barrier" technology!

- The needle bar and looper shaft (only for WT600P series) include a newly designed oil seal, exerting dramatic "Oil Barrier" effectiveness, preventing oil leakage and oil splashes. And maintenance is very simple and easy, such as change the oil seal.
- This "Oil Barrier" feature completely blocks even one drop of oil leaking from the needle bar and the relevant parts while the machine is running, and even while the machine is stopped at night.
- Thanks to this stable lubrication and high "Oil Barrier" effectiveness, the P model machines protect your important sewn products against oil stains.



This feature reduces oil stains on sewn products, decreasing the use of stain remover. The WT500P/WT600P series are reliable sewing machines that create a clean work environment and contribute to global environment protection.



※ Looper shaft can be equipped with only for WT600P series.

Close-up

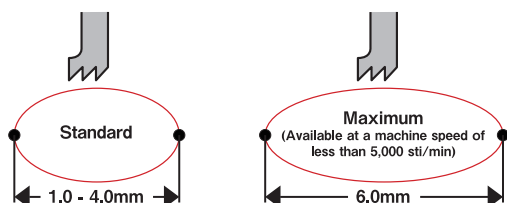
User-friendly design that responds to the user's needs for ease of operation

- All you have to do is turn the nut. You can easily adjust the amount of the top feed dog front-to-back movement.




- The amount of the top feed dog front-to-back movement is adjustable up to 6 mm (standard: 1.0 mm - 4.0 mm).

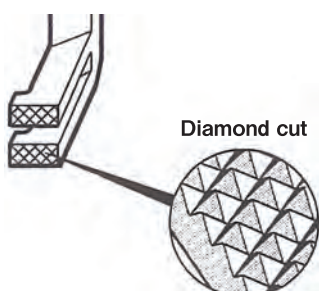
The amount of the top feed dog front-to-back movement



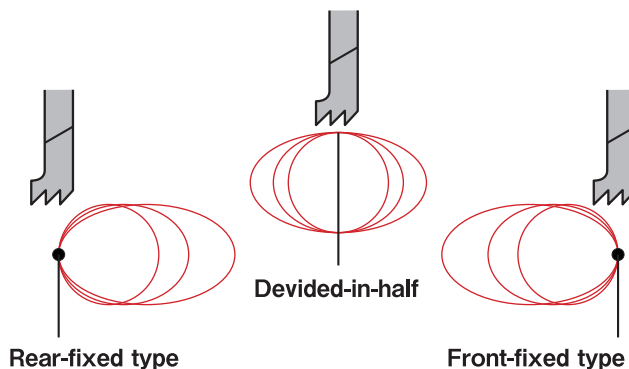
- The top feed dog vertical position can be adjusted easily with the top feed dog set screw.



- A diamond cut is employed for the top feed dog, in order to feed the fabric more smoothly and efficiently.

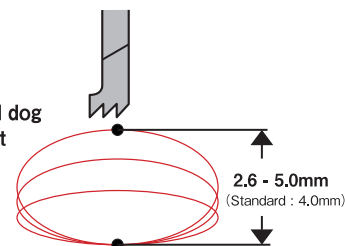


- Three types of front-to-back movement, rear-fixed, divided-in-half, and front-fixed, can be adjusted freely for the top feed dog.



- The amount of the top feed dog up-and-down movement is widely adjustable, from 2.6 mm to 5.0 mm (standard: 4.0 mm).

The amount of the top feed dog up-and-down movement



- **Stitch length adjustment by the dial** (with condensed stitch capability)

To make a stitch length adjustment, all you have to do is loosen the nut and turn the dial. Thanks to the interlocking between the main feed dog and the differential feed dog, you can readily produce condensed stitches with lever.

(Available for only the WT600P series)



- **Easy-to-adjust differential feed ratio with the lever** (available for an intermittent adjustment)

The differential feed ratio can be easily changed by moving the differential feed adjusting lever up or down. No driver is needed. By adopting the intermittent method on the differential feed ratio adjustment, partial ruffling is performed during sewing.



Devices




Thread trimmer

Threads are easily cut, by pressing the treadle with the heel on an interlock stitch machine. There is no need for the operator to cut the threads when sewing is completed. This feature greatly enhances operator efficiency and allows for increased production.



Top cover thread trimmer and underbed thread trimmer

These trimmers simultaneously cut needle, looper and top cover threads. There is no need for manual trimming, even during the sewing process when a top cover thread is used. The result is a substantial increase in production.



Underbed thread trimmer


This trimmer cuts needle and looper threads.



Fabric edge trimmer

This is a device that trims the edge of the fabric when interlock stitch machines perform hemming, tape attaching or elastic inserting operations. The edge of the fabric is evenly and neatly finished.

※This device can be equipped with only for WT600P series.



Tape/Thread chain cutter

These devices cut a tape and/or thread chain at the start and end of sewing. No scissors are needed, resulting in greater operational efficiency. Two types of driving sources are available, pneumatic and electric.



Automatic tape cutter

The cutter knife automatically descends to cut a tape and/or thread chain when the sensor detects the edge of the fabric. Then the cut tape and/or thread chain is sucked up. Since the length of tape or thread chain that remains after a cut can be adjusted by stitch counting as desired, no skilled operator is needed.

※This device can be equipped with only for WT500P series.




Tape cutter

The cutter knife is lowered with the switch to cut the tape and/or thread chain. No scissors are needed. Two types of switches are available, finger and knee switches.



Open/Close type of hemming guide

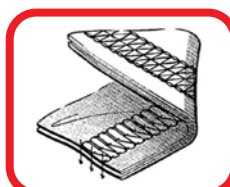
This sliding type hemming guide folds the fabric to form a hem in hemming operations. Thanks to this device, hemming is easy and resulting hem width is uniform, so quality products are obtained. Two types of driving sources are available, pneumatic and electric. ※This device can be equipped with only for WT600P series.



Condensed stitching device

Thanks to this device, no unraveling occurs because the stitches become automatically finer at the end of sewing. The need for a subsequent anti-unraveling operation is eliminated and quality of sewn products is increased.

※This device can be equipped with only for WT600P series.





Presser foot lift

Pressing the treadle with your heel raises the presser foot. This device is easy to use, thus decreasing operator fatigue and increasing productivity.



Flat type vacuum thread chain cutter

The suction inlet is positioned flush with the needle plate and right behind the presser foot. Thanks to this feature, wide, double chainstitch, extra heavy weight or woolen thread chains are smoothly sucked up.



※ This device can be equipped with only for WT500P series.

Ordering information

WT562P- 01G B × 3 56 / UT
WT664P- 1 2 3 4 5

- 1 Subclass
2 Needle plate











- 3 No. of needles

- 4 Needle space

- A : Suitable for the fine stitch length (1.7 mm or less)
B : For standard stitch length (1.8 - 2.3 mm)
C : Suitable for the coarse stitch length (2.5 mm or more)

- 5 Device

WT500P Subclasses

<div>12345</div>												
Application	Subclass	Needle plate	No.of needles	No.of threads	Needle space (mm)	Stitch length (mm)	Diff. feed ratio (mm)	Top feed dog		Presser foot lift (mm)	Max. speed (sti/min)	Accessories / Option / Remarks
								Front-to-back movement (mm)	Up-and-down movement (mm)			
Plain seaming (Covering) (Hemming)	WT562P-01G	B	2	4	3.2	1.2-4.4	1:0.5-1.3	Standard 1.0-4.0 Maximum 6.0	Standard 4.0 Maximum 5.0	7.0	5,500	Accessories : Hemming guide Covering guide Option : UT,TK,KH,PL,Binder
					4.0							
					4.8							
			3	5	5.6							
					6.4							
Plain seaming	WT562P-01N	B	2	4	4.0							Option : UT,TK,KH,PL,Binder Remarks : For light weight fabrics
					5.6							
		C	3	5	5.6							
					6.4							
					6.4							
Binding tape	WT562P-02E	B	2	4	2.4	1.2-3.2	1:0.5-1.3	1.0-4.0		6.5	5,500	Accessories : TR Option : AT,TK,PL,Binder
					3.2							
					4.0							
					4.8							
			3	5	4.8							
					5.6							
					6.4							
					6.4							
	WT562P-02F	B	2	4	2.4			Standard 1.0-4.0 Maximum 6.0	Standard 4.0 Maximum 5.0	6.5		
					3.2							
					4.0							
					4.8							
			3	5	4.8					6.5 5.3(×348)		
Angled decorative stitching	WT562P-82A	B	2	4	2.4	1.2-4.4	1:0.5-1.3	Standard 1.0-4.0 Maximum 6.0	Standard 4.0 Maximum 5.0	7.0	5,500	Accessories : PL Option : UT
					4.0							
					4.8							
					4.8							
			3	5	5.6							
					6.4							
					6.4							
					6.4							

※ Maximum speed may change according to the amount of the top feed dog movement.

※ 5.6mm and 6.4mm gauges are achieved by removing the middle needle from the machines with gauges 3-needle machines.

WT600P Subclasses

Application	Subclass	Needle plate	No. of needles	No. of threads	Needle space (mm)	Stitch length (mm)	Diff. feed ratio (mm)	Top feed dog		Presser foot lift (mm)	Max. speed (sti/min)	Accessories / Option / Remarks
								Front-to-back movement (mm)	Up-and-down movement (mm)			
Plain seaming (Covering) (Hemming)	WT664P-01G	B	2	4	3.2	0.9-4.5	1:0.6-1.3	Standard 1.0-4.0 Maximum 6.0	Standard 4.0 Maximum 5.0	6.0	5,500	Accessories : Hemming guide Covering guide Option : UT, TK, PL, MS, Binder
					4.0							
			3	5	4.8							
					5.6							
Plain seaming	WT664P-01N	C	2	4	6.4	0.9-4.5	1:0.6-1.3	Standard 1.0-4.0 Maximum 6.0	Standard 4.0 Maximum 5.0	6.0	5,500	Option : UT, TK, PL, MS, Binder Remarks : For light weight fabrics
					4.8							
			3	5	5.6							
					6.4							
Covering	WT664P-03F	B	2	4	4.8	0.9-4.5	1:0.6-1.3	Standard 1.0-4.0 Maximum 6.0	Standard 4.0 Maximum 5.0	6.0	5,500	Option : UT, PL, MS Remarks : Flattening out overlock seams
					4.0							
			3	5	5.6							
					6.4							
Hemming	WT664P-08A	B	2	4	4.8	0.9-4.5	1:0.6-1.3	Standard 1.0-4.0 Maximum 6.0	Standard 4.0 Maximum 5.0	6.0	5,500	Accessories : Hemming guide Option : UT, TK, PL, MS Remarks : -08A... The main feed dog has 4 rows, The fabric guide is attached to the needle plate. -08B... The main feed dog has 5 rows, The fabric guide is adjustable, left to right. -08D... The needle plate fingers are thick; The needle plate type is -08A.
					4.0							
		C	2	4	5.6							
					4.8							
	WT664P-08B	B	2	4	6.4							
					4.0							
		C	2	4	5.6							
					4.8							
	WT664P-08D	C	2	4	6.4							
					4.0							
	WT664P-08N	B	2	4	5.6							Accessories : Hemming guide Fabric guide Option : UT, PL, MS Remarks : For light weight fabrics
					4.8							
	WT664P-35A	B	2	4	5.6							Accessories : HG, FT Option : UT, PL, MS
					4.0							
		C	2	4	6.4							
					4.8							
	WT664P-35B	B, C	2	4	5.6							Accessories : FT Option : UT, PL, MS
					4.0							
	WT664P-35N	B	2	4	6.4							Accessories : FT Option : UT, PL, MS Remarks : For light weight fabrics
					4.8							
		C	2	4	5.6							
					4.0							

※Maximum speed may change according to the amount of the top feed dog movement.

※5.6mm and 6.4mm gauges are achieved by removing the middle needle from the machines with gauges 3-needle machines.

※If the shape of the needle plate is C, the MS device is unavailable (see the Ordering Information).

PEGASUS CO., LTD.

5-7-2 Sagisu Fukushima-ku, Osaka 553-0002 Japan

TEL : +81-6-6458-4739 FAX : +81-6-6454-8785



-Specifications and appearance are subjected to changes without notice.

-Read the instruction manual before operating the machine to ensure safe usage.

-Photos for illustration purpose. They may not represent actual operating conditions and/or displayed optional parts.

WT500P SERIES



2 or 3 needle,variable top feed,flat bed,interlock stitch machine

WT600P SERIES



2 or 3 needle,variable top feed,cylinder bed,interlock stitch machine