

**Increase
of
productivity**

**Stabilized
quality of sewn
products**

**Increase
of
safety**




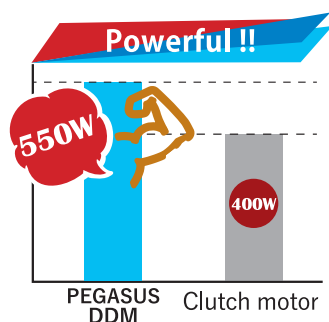
PEGASUS

Built-in direct drive motor !

Equipped with the AT device, PL device, LC device
(this LC device is only on the AT8F series.)

Ease of operation reduces burden of the operators,
increasing quality and operational efficiency
dramatically.

User friendly design considering safety !




※ With a machine speed of 5,000 sti/min,
intermittent drive (2 sec drive and 2 sec stop)

M900/AT/DD3A Series

Original Motor **AT6F type : Electric type** **AT8F type : Pneumatic type** **overedger**

Point 1 Equipped with the AT and the PL devices

AT Automatic tape cutter



The cutter knife automatically descends to cut a tape and/or thread chain when the sensor detects the edge of the fabric. Since the length of tape or thread chain that remains after a cut can be adjusted by stitch counting as desired, no skilled operator is needed.



Equipped with the operation panel type controller. Frequently used functions, such as setting machine speed and/or the number of stitches can be called up immediately and set them easily. The sewing machine can be stopped automatically.

PL Presser foot lift



Pressing the treadle with your heel raises the presser foot. This device is easy to use, thus decreasing operator fatigue and increasing productivity.

LC Pneumatic lint collector (only for AT8F series)



This pneumatic device strongly sucks up cutting waste and fine dust generated during sewing, providing clean and comfortable working conditions.

Point 2 Built-in Direct Drive Motor

● PEGASUS Original Motor

Designed and manufactured by PEGASUS.

PEGASUS Original

● CE Marking

Compliance to standards in EU.



● User Friendly

Quick and Easy Installation.

Motor Structure

- Sealed Motor Coil
 - Dust Protection and Heat Prevention.
- No Coupling
 - Direct Transmission and Easy Setup.

High power, 550W.


Patented Design



Point 3 User friendly design considering safety



The sensor detects the position of the presser arm shaft. The machine starts only with the presser arm shaft at the correct position (safety design).



The sensor detects the position of the cloth plate. The machine starts only with the cloth plate at the correct position (safety design).



The sensor controls the erroneous motion of the knife.

M922/AT6F/DD3A: Double chainstitch machine

Seam	Application	Fabric weight	Subclass	No. of needles	No. of threads	Needle space (mm)	Overedge width (mm)	Max. stitch length (mm)	Diff. feed ratio	Presser foot lift (mm)	Max speed (sti/min)		Needles	Accessories	Remarks
											AT6F	AT8F			
①	Binding tape	Light to medium	M922-02x250-24	2	4	5	-	3.7	0.7-1.7	3.5	6,000	-	DCx27 #14(90)		Binder 24,28,32mm AT6F only

M932/AT6F,AT8F/DD3A: Safety stitch machine

Seam	Application	Fabric weight	Subclass	No.of needles	No.of threads	Needle space (mm)	Overedge width (mm)	Max.stitch length (mm)	Diff. feed ratio	Presser foot lift (mm)	Max speed (sti/min)		Needles	Accessories	Remarks
											AT6F	AT8F			
②③	Plain seaming	Medium	M932-38-3x4/AT	2	5	3	4	3.7	0.7-1.7	5.5	7,000	7,000	DCx27 #14(90)		
			M932-70-5x5/AT			5	5								
		Extra heavy	M932-86-5x6/AT			5	6	5.3	0.6-1.3		5,500	5,500	DCx27 #21(130)		
④	3-needle versatile	Medium	M932-355-3x2x4/AT	3	6	3+2	4	3.7	0.7-1.7	5.5	6,000	6,000	DCx27 #11(75)		
⑤	Attaching U-shaped tape	Medium	M932-551- 5x2.5x3.5/AT	3	6	5+2.5	3.5	3.7	0.7-1.7	5.5	6,000	6,000	DCx27 #11(75)		

M952/AT6F,AT8F/DD3A: Overedger

Seam	Application	Fabric weight	Subclass	No. of needles	No. of threads	Needle space (mm)	Overedge width (mm)	Max. stitch length (mm)	Diff. feed ratio	Presser foot lift (mm)	Max speed (sti/min)		Needles	Accessories	Remarks
											AT6F	AT8F			
⑥⑦	Plain seaming	Light to medium	M952-17-4/AT	1	3	-	4	3.7	0.7-1.7	5.5	7,000	7,000	DCx27 #9(65)		
		medium	M952-13H-2x4(5)/AT	2	4	2	4 (5)	3.7	0.7-1.7	5.5	6,000	6,000	DCx27 #9(65)	With presser foot for attaching tape Needle plate with chaining land, With presser foot for attaching tape	Multi use for plain seam and attach tape
			M952-13H-2x7/AT				7								
		Light to medium	M952-52-2x4(5)/AT				4 (5)								
			M952-52H-2x4(5)/AT												
⑧	Turn down hemming	Light	M952-16S2-1.5/AT	1	3	-	1.5	3.7	0.7-1.7	5.5	7,000	7,000	DCx27 #11(75)		



	AT	PL	LC
AT6F (Electric type)	✓	✓	
AT8F (Pneumatic type)	✓	✓	✓

AT : Automatic Tape cutter PL : Presser foot lift LC : Pneumatic lint collector

PEGASUS CO., LTD.

5-7-2 Sagisu Fukushima-ku, Osaka 553-0002 Japan TEL : +81-6-6458-4739 / FAX : +81-6-6454-8785

-Specifications and appearance are subjected to changes without notice.

-Read the instruction manual before operating the machine to ensure safe usage.

-Photos for illustration purpose. They may not represent actual operating conditions and/or displayed optional parts.

© 2019 PEGASUS CO., LTD.
Catalog No. 103121 January 2024

