




PEGASUS

Friendly

HEMMING GUIDE

**Sewing Machine with
Hemmer Attachment**

W3664P-35AX356BS/FT9C/HG3C/UT3S/D332/Y2291
WX664P-35AX356BS/FT9C/HG3C/UT3S/D332/Y2291



Sewing Skills **Not Required**

Regardless of sewing skills, even new operators can achieve consistent results without variation in quality.



Compared to fully automatic machines
Easy Adjustment

Compared to automatic machines, it is easier to handle, improving the efficiency of maintenance work associated with changing fabric materials and rearranging sewing items. The machine is equipped with a touch panel, making it easy to operate.



High
Cost-effectiveness

In addition to reducing sewing education costs and defect rates, there is no need to introduce expensive automated machines, which keeps capital investment to a minimum. As a result, it contributes to the establishment of a stable production system without variation.




According to the guide
Create a Stable Fold Width

Folding width can be set
between 15 and 30 mm.

Knee switch
Not Required!!



Detect the start of sewing
The guide opens automatically.



Detect the start of sewing
**Automatic Sewing Stop
Function**

Even if the sewing product changes
Length of overlapping stitches can be

Fixed



PEGASUS CO., LTD.

5-7-2 Sagisu Fukushima-ku, Osaka 553-0002 Japan
TEL : +81-6-6458-4739 FAX : +81-6-6454-8785



-Specifications and appearance are subjected to changes without notice.
-Read the instruction manual before operating the machine to ensure safe usage.
-Photos for illustration purpose. They may not represent actual operating conditions and/or displayed optional parts.

© 2025 PEGASUS CO., LTD. Catalog NO.103318 August 2025.

