


Elastic Feeder with Tape Cutter/Insert Function

MX5114-03/333N-2X4/KS9C/K025

2-needle, cylinder bed, overlock machine


Simplify continuous
rubber attachment work with the MC device

MC



- Achieve uniform and beautiful stitching
- Adjustable rubber feed amount
- Improve work efficiency ↗
- No scissors required




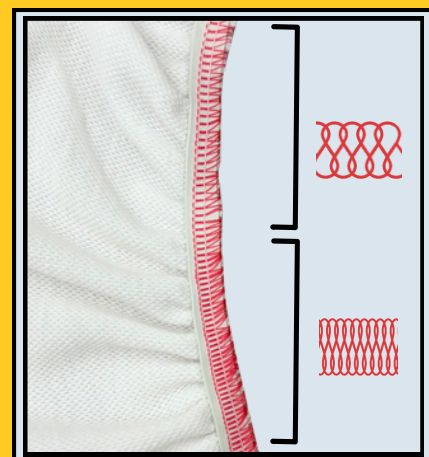


Achieve Uniform and Beautiful Stitching With Ease

The roller automatically dispenses the optimal amount of rubber according to sewing speed, eliminating the need for advanced techniques.

Adjustable Rubber Feed Amount

Two-stage adjustment available.
Change settings using knee switch to sew areas with different stretch rates neatly, without taking your hands off the project.












Improve Work Efficiency

When the pedal is pressed again, the rubber is inserted under the presser foot. With the insert function, sewing can continue without interruption, sewing can continue without stopping.

No Scissors Needed

Simply use the finger switch to cut the tape - no scissors required!!



|  |  |  |  |  |  |  |  | Remarks |
|---|---|---|---|---|---|---|---|-----------------------|
| Model | No. of needles | No. of threads | Needle space (mm) | Overedge width (mm) | Diff. feed ratio | Presser foot lift (mm) | Max speed (sti/min) | |
| MX5114-03/333N-2X4/KS9C/K025 | 2 | 4 | 2 | 4 | 0.8-1.8 | 5.5 | 7500 | MC SC PL LC KS |

PEGASUS CO., LTD.

5-7-2 Sagisu Fukushima-ku, Osaka 553-0002 Japan
TEL : +81-6-6458-4739 FAX : +81-6-6454-8785



-Specifications and appearance are subjected to changes without notice.
-Read the instruction manual before operating the machine to ensure safe usage.
-Photos for illustration purpose. They may not represent actual operating conditions and/or displayed optional parts.
© 2025 PEGASUS CO., LTD. Catalog NO.103332 September 2025.